

Identifying Tenths on Number Lines

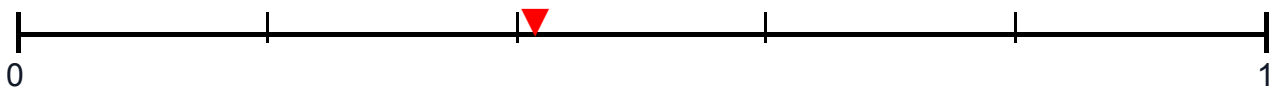
Name: _____

Date: _____

Instructions: Look at each number line and answer the questions. Remember, tenths divide the space between 0 and 1 into 10 equal parts.

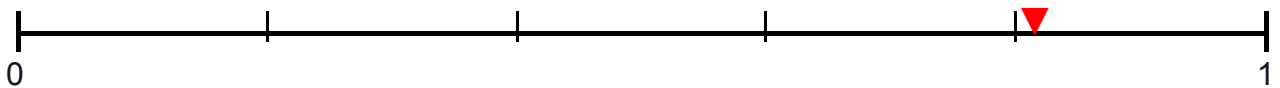
Part A: What decimal is shown?

1. Write the decimal number that the arrow points to:



Answer: _____


2. Write the decimal number that the arrow points to:




Answer: _____

Part B: Mark the decimal on the number line

3. Draw an arrow (▼) to show where 0.3 belongs:



4. Draw an arrow (▼) to show where 0.7 belongs:



Part C: Fill in the missing decimals

5. Write the missing decimal numbers on the number line:

