Name: _____ Date: _____

Fraction Wall Visual Comparison

Shade the fraction walls to show the fractions. Use the visual models to compare and order the fractions.



Remember:

- Each fraction wall is divided into equal parts.
- Shade the number of parts shown by the fraction.
- Compare the shaded amounts to decide which is greater, or order them.

1 **Shade the fraction walls to show the fractions. Then, write the fractions in order from least to greatest.**

$\frac{1}{2}$ 

$\frac{3}{5}$ 

$\frac{4}{8}$ 

Order (least to greatest):

_____ , _____ , _____

2 **Shade the fraction walls to show the fractions. Then, write the fractions in order from greatest to least.**

$\frac{5}{6}$ 

$\frac{2}{3}$ 

$\frac{7}{10}$ 

Order (greatest to least):

_____ , _____ , _____

3 **Shade the fraction walls to show the fractions. Then, write the missing fraction in each comparison.**

a) $\frac{3}{4}$  $>$ $\frac{5}{8}$ 

b) $\frac{2}{5}$  $<$ $\frac{_}{_}$ 

4 **Shade the fraction walls to show the fractions. Then, put the fractions in order from least to greatest.**

$\frac{1}{3}$ 

$\frac{2}{6}$ 

$\frac{4}{9}$ 

$\frac{5}{12}$ 

Order (least to greatest):

_____ , _____ , _____ , _____